

PR◊AIM 15mm Universal Quick Release Camera Baseplate with Dovetail (QR-UD15)

Assembly Manual



What's In The Box

Please inspect the contents of your shipped package to ensure you have received everything that is listed below.



All rights reserved.

No part of this document may be reproduced, stored in a retrieval system, or transmitted by any form or by any means, electronic, mechanical, photo-copying, recording, or otherwise, except as may be expressly permitted by the applicable copyright statutes or in writing by the Publisher.

Universal Camera Base plate Setup

- Loosen the knob to remove the fluid head plate (**Not Included**). Then, attach the fluid head plate to the bottom of the universal base plate.

Note: Universal Baseplate includes the Core Unit, a Lower Quick Dovetail tripod plate on the bottom, and a Universal Dovetail Camera Plate.

- Secure both the plates together using a screwdriver (**Not Included**). Then, slide and mount it on the fluid head.



- Tighten the knob to secure the universal base plate on the fluid head. Next, loosen the quick release knob on the universal base plate to remove the dovetail camera plate.

- Take out the dovetail camera plate and align its threads to that of the camera (**Not Included**)

Note: The dovetail camera plate has 1/4"-20 threaded holes on the bottom for attaching to other compatible Cameras.

- Secure the dovetail camera plate to the camera properly using a screwdriver (**Not Included**). Then slide and mount the camera setup onto the universal base plate and secure it properly.

- Insert 2 rods of 15mm each (**Not Included**) in the universal base plate holes, as shown in the image.



- Tighten the corner knobs provided on both sides of the plate.



- Then, loosen the center knob to remove the core unit along with the dovetail camera plate & camera setup.

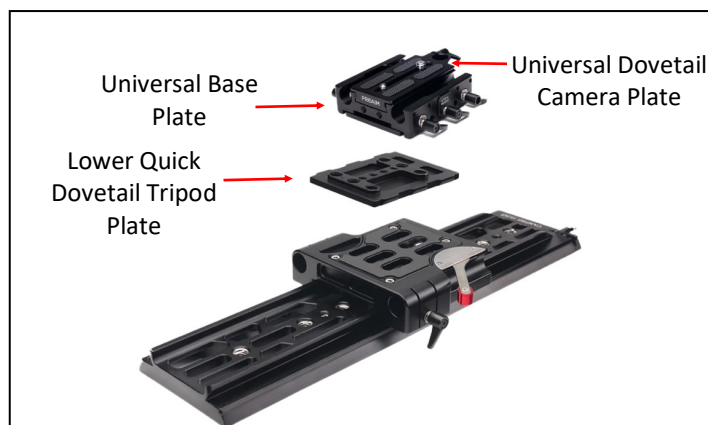
Note: You can remove the Dovetail Camera Plate only and leave the Core Unit with your rod pair behind, or you can remove the Core Unit from the Lower Quick Dovetail, in which case you'll have a dovetail on the bottom of the Core Unit that's compatible with any Arri Standard Dovetail, or Shoulder Rig.



Center Knob for Releasing
Dovetail Camera plate with
Base plate direct



Note: The Lower Quick Dovetail Tripod Plate has 1/4"-20 and 3/8"-16 threaded holes for attaching to Proaim 15mm Baseplate, Proaim 19mm Baseplate or 19-15mm Baseplate. It allows quick and easy switching between different camera setups.



Universal Base Plate Mount on Discovery Shoulder Rig

- Slide in and mount the camera setup (Not Included) onto the Discovery Shoulder Rig (Not Included).

Note: The Shoulder Rig is based on ARRI standard dovetail and rosettes. The Rig is extremely Easy to assemble/disassemble for quick setup and convenient storage.



- Tighten the center knob to secure the camera (Not Included) properly on the rig (Not Included).



**YOUR PROAIM UNIVERSAL QUICK RELEASE CAMERA BASEPLATE WITH DOVETAIL
ALL DRESSED UP AND READY TO GO!**



(SHOWN WITH OPTIONAL ACCESSORIES)

Warranty: We offer one year warranty for our products from date of purchase. Within this period of time, we will repair it without charge for labor or parts. Warranty doesn't cover transportation costs nor does it cover a product subjected to misuse or accidental damage. Warranty repairs are subjected to inspection and evaluation by us.

Liability: We are not liable for damage caused by products that we do not supply or from mishandling in transit, accident, misuse, neglect, lack of care of the product, or service by anyone other than our company.

Contact Us: In case of any kind of dissatisfaction, please Contact us immediately and we promise our utmost support and care until you use our product.